

Custom Release Permit for Telecommunication Devices

CUSTOM RELEASE PERMIT FOR TELECOMMUNICATION DEVICES

 EXPORT TO PDF

 BOOKMARK THIS PAGE



ABOUT THE SERVICE

This service involves seeking customs clearance permit for telecommunications equipment in the UAE / service will be requested from :

- Individuals who are interested in importing telecommunications equipment for personal use.
- Manufacturers and suppliers of telecommunications equipment in the UAE registered with TRA.
- International companies or local companies those will attend exhibitions in UAE

Please check the [user guide](#) for using the system in order to apply for the service.



SERVICE PROCESS



Click on start service and then login using your credential or create a new account



Submit the online request form



Review the application from TRA



Get the service



TARGET AUDIENCE

- Individuals who are interested in importing telecommunications equipment for personal use.
- Manufacturers and suppliers of telecommunications equipment in the UAE.
- International companies or local companies those will attend exhibitions in UAE



@THEUAETRA
www.tra.gov.ae



REQUIRED DOCUMENTS

For individuals:

- Airway Bill.
- Packing List.
- Technical specifications for the equipment.

For companies:

- Airway Bill.
- Packing List.
- Customs Declaration
- Purchase Order
- International companies or local companies those will attend exhibitions in UAE , should submit the following documents to TRA :
A- Letter from exhibitor mentioning the name of the company participating in the exhibition with their stand number.
B- Undertaken letter mentioning that items will be return back after end of the exhibition.



EXPECTED TIME

One working days



OFFICER IN CHARGE

Type Approval Officer



TERMS AND CONDITIONS

- **For individuals:** device is compatible with the technical requirements approved from TRA and published on its website.
- **For companies:** Company to be registered with TRA / approved device from TRA

Visit TRA web site to apply for custom clearance www.tra.gov.ae

1 –Go to e-Services then Select Custom Release Permit for telecom devices

ABOUT TRA

Wireless Services

Class Authorization wireless services authorization
fixed wireless services authorization

[View All >](#)

Other services

SIM Card Pointe of Sale Registration
TRA Supplier registration

[View All >](#)

E-SERVICES

Registration of Telecom Devices and Telecom Devices Dealers

[Custom Release Permit for telecom devices](#)

Register Telecommunications Supplier

[View All >](#)

OPEN DATA

Customer Affairs

Complaint about TRA

Consumer Disputes with licensees on telecom services

[View All >](#)

YOUR VOICE

ae Domain Services

License of Authorized Domain Registrars

Renew License of Authorized Domain Registrars

[View All >](#)

MEDIA HUB

e-Commerce Services

No-objection on practicing e-activity

Renew License of e-accreditation service provider

[View All >](#)

NEW IN TRA

Visit the latest page added in the website



@THEUAETRA
www.tra.gov.ae

2 - Start the service

CUSTOM RELEASE PERMIT FOR TELECOMMUNICATION DEVICES

 EXPORT TO PDF

 BOOKMARK THIS PAGE



ABOUT THE SERVICE

This service involves seeking customs clearance permit for telecommunications equipment in the UAE / service will be requested from :

- Individuals who are interested in importing telecommunications equipment for personal use.
- Manufacturers and suppliers of telecommunications equipment in the UAE registered with TRA.
- International companies or local companies those will attend exhibitions in UAE

Please check the [user guide](#) for using the system in order to apply for the service.



SERVICE PROCESS



STEP 1
Click on start service and then login using your credential or create a new account



STEP 2
Submit the online request form



STEP 3
Review the application from TRA



STEP 4
Get the service

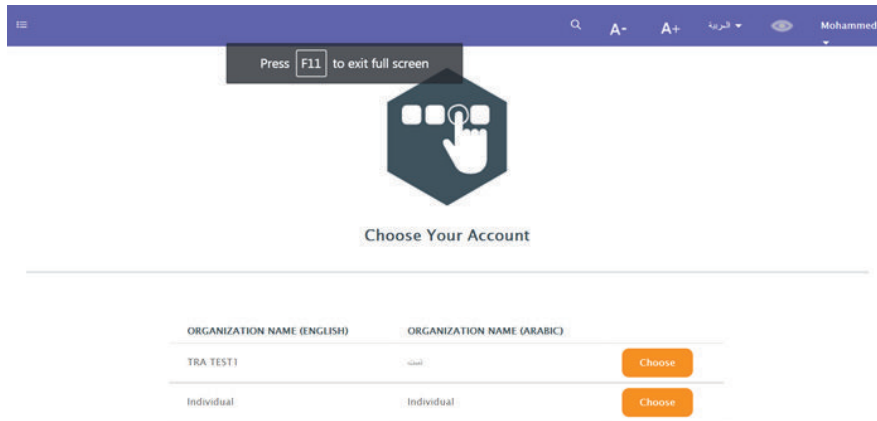


3 - Login with your email and password



The screenshot shows the TRA login page with the title "تسجيل الدخول للخدمات الإلكترونية" (Login for Electronic Services). It features a login form with fields for "البريد الإلكتروني" (Email) and "كلمة المرور" (Password). There are also links for "نسيت كلمة المرور" (Forgot Password) and "تسجيل الدخول" (Login). The page includes the TRA logo and the United Arab Emirates coat of arms. A footer section contains contact information and a disclaimer.

4- Select your company



The screenshot shows the TRA account selection page with the title "Choose Your Account". It features a table with two columns: "ORGANIZATION NAME (ENGLISH)" and "ORGANIZATION NAME (ARABIC)". The table lists two options: "TRA TEST1" and "Individual". Each option has a "Choose" button next to it.

ORGANIZATION NAME (ENGLISH)	ORGANIZATION NAME (ARABIC)	
TRA TEST1	اختبار	Choose
Individual	فردية	Choose

HOME

Company Name : TRA TEST1 (Click to switch account)

Q A- A+ العربية Mohammed

All Requests

Work Queue

Company Profile


User Management


New Request


Download Center

HOME

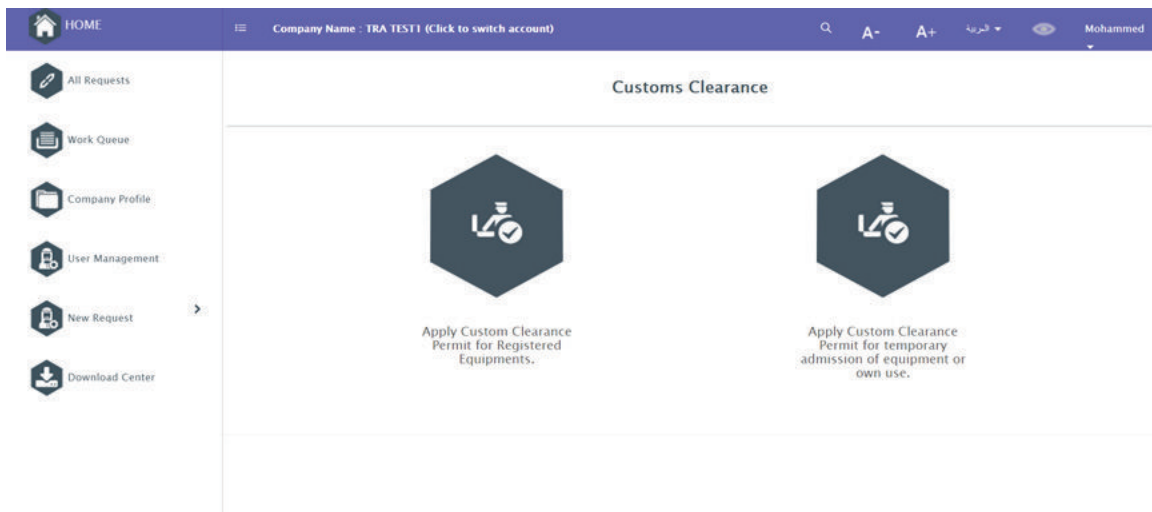
Fetching your in-progress records ...


Update Company Profile


New Equipment Approval


Custom Release Letter


5 - Custom clearance for registered equipment if the equipment been approved by TRA or temporary, own use for equipment dose not required TRA approval.




HOME Company Name : TRA TEST1 (Click to switch account) A- A+ العربية Mohammed

All Requests Work Queue Company Profile User Management New Request Download Center

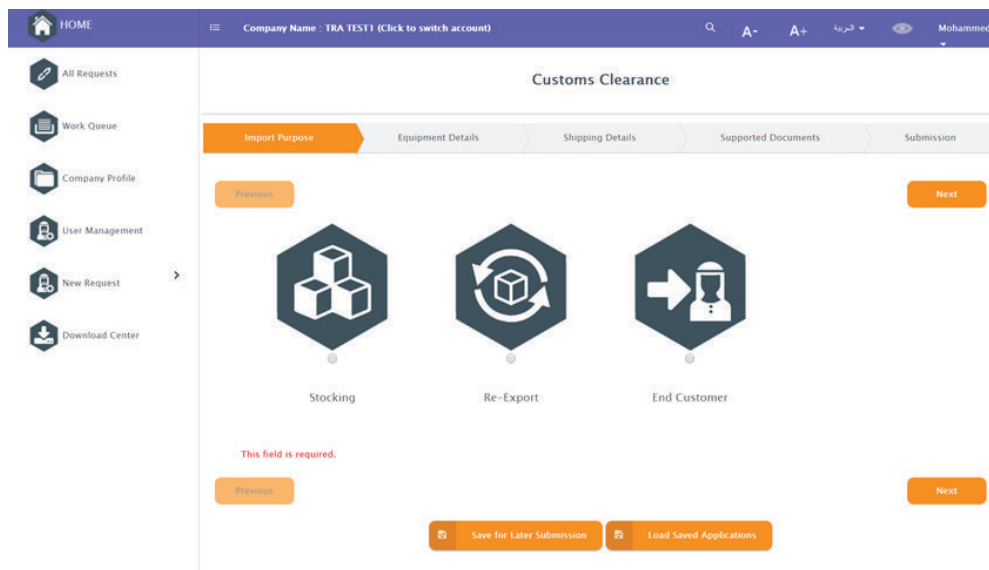
Customs Clearance



Apply Custom Clearance Permit for Registered Equipments.



Apply Custom Clearance Permit for temporary admission of equipment or own use.




HOME Company Name : TRA TEST1 (Click to switch account) A- A+ العربية Mohammed

All Requests Work Queue Company Profile User Management New Request Download Center


Customs Clearance

Import Purpose Equipment Details Shipping Details Supported Documents Submission


Previous Next



Stocking



Re-Export



End Customer

This field is required.

Previous Next

Save for Later Submission Load Saved Applications

6 - Fill in all equipment details and click add for each model

HOME Company Name : TRA TEST1 (Click to switch account) Search A- A+ العربية Mohammed

All Requests
 Work Queue
 Company Profile
 User Management
 New Request
 Download Center

Customs Clearance

Mandatory fields missing in section(s) : "Import Purpose".

Import Purpose
 Equipment Details
 Shipping Details
 Supported Documents
 Submission

Previous Next

Shipment List *

EQUIPMENT APPROVAL NUMBER *	MODEL *	MANUFACTURER *	SERIAL NUMBERS	QUANTITY *
Atleast one equipment required to submit Customs Clearance. Fill Equipment details in the form below and Add to Shipment List				
Equipment Approval Number *	Model *	Manufacturer *	Serial Numbers	Quantity *
<input type="text"/>	<input type="text"/>	<input type="text"/>	<input type="text"/>	<input type="text"/>
	This field is required.	This field is required.		This field is required.

Add to Shipment List
 Previous Next
 Save for Later Submission Load Saved Applications

7- Enter the shipping details

HOME
Company Name : TRA TEST1 (Click to switch account)

All Requests
Work Queue
Company Profile
User Management
New Request
Download Center

Customs Clearance

Mandatory fields missing in section(s) : "Import Purpose", "Equipment Details".

Import Purpose

Equipment Details

Shipping Details

Supported Documents

Submission

Previous

Next

Entry City *

This field is required.

Date of Arrival *

Overseas

This field is required.

Airway Bill Number *

This field is required.

Sample Airway Bill Number

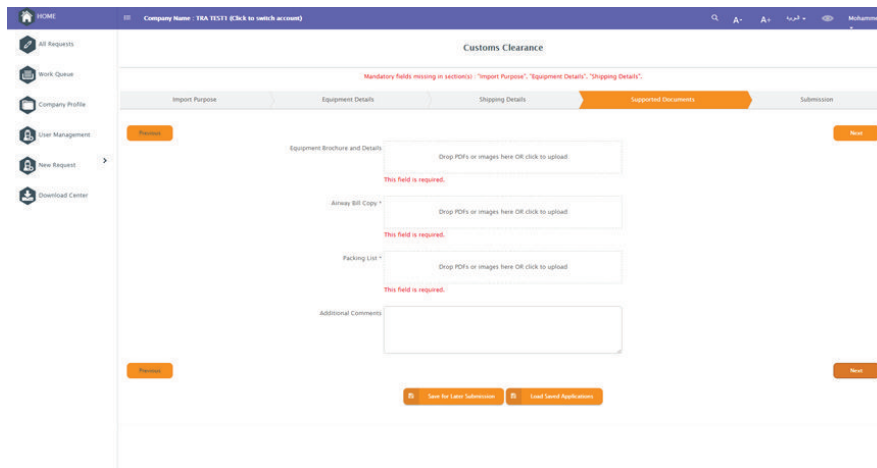
Previous

Next

Save for Later Submissions

Load Saved Applications

9 - Attached supporting documents



HOME | Company Name : TRA TEST1 (Click to switch account) | Search | Language | Muhammed

Customs Clearance

Mandatory fields missing in section(s) : "Import Purpose", "Equipment Details", "Shipping Details".

Import Purpose | Equipment Details | Shipping Details | **Supported Documents** | Submission

Previous | Next

Equipment Brochure and Details: Drop PDFs or images here OR click to upload. This field is required.

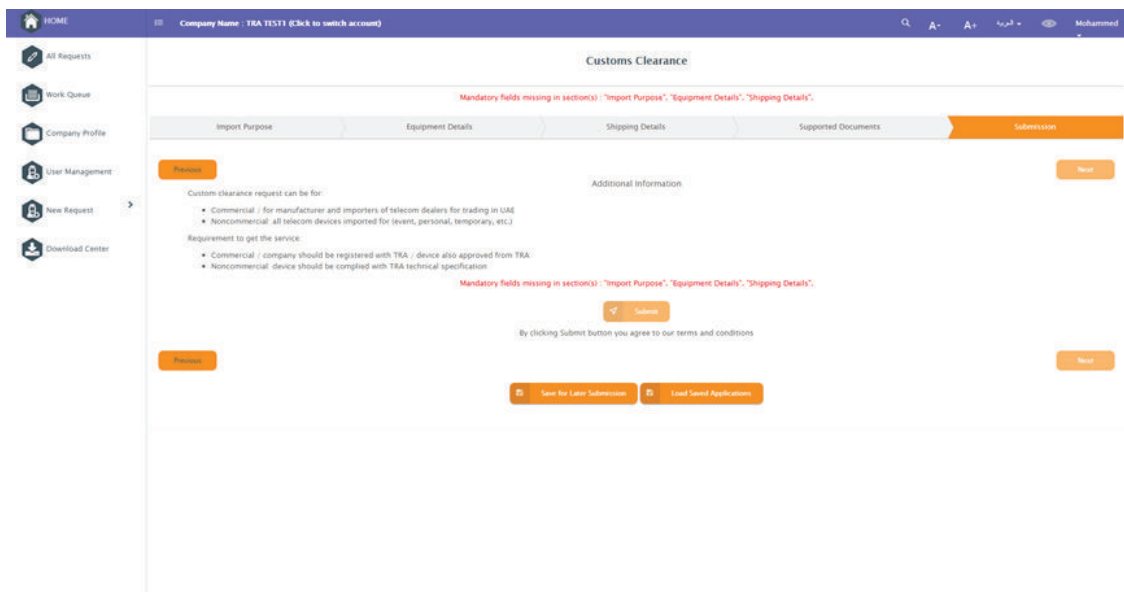
Airway Bill Copies: Drop PDFs or images here OR click to upload. This field is required.

Packing List: Drop PDFs or images here OR click to upload. This field is required.

Additional Comments: [Text Area]

Save for Later Submission | Load Saved Applications | Next

10 - Submit the application



HOME | Company Name : TRA TEST1 (Click to switch account) | Search | Language | Muhammed

Customs Clearance

Mandatory fields missing in section(s) : "Import Purpose", "Equipment Details", "Shipping Details".

Import Purpose | Equipment Details | Shipping Details | Supported Documents | **Submission**

Previous | Next

Custom clearance request can be for:

- Commercial / for manufacturer and importers of telecom dealers for trading in UAE
- Noncommercial: all telecom devices imported for (event, personal, temporary, etc.)

Requirement to get the service:

- Commercial : company should be registered with TRA ; device also approved from TRA
- Noncommercial : device should be complied with TRA technical specification

Mandatory fields missing in section(s) : "Import Purpose", "Equipment Details", "Shipping Details".

Submit

By clicking Submit button you agree to our terms and conditions

Save for Later Submission | Load Saved Applications | Next

11 - To check application status (click) on all requests

SCMS Company Name: TEA 10371 (Click to switch account)

[All Requests](#)
[Work Queue](#)
[Company Profile](#)
[User Management](#)
[New Request](#)
[Download Center](#)

[Update Company Profile](#)
[New Equipment Approval](#)
[Custom Release Letter](#)

Company Profile

APPLICATION STATUS	NUMBER OF APPLICATIONS
Approved	4 (Click to View Details)
Submitted Application - In Progress with TRA	1 (Click to View Details)
Total	5 (Click to View Details)

Showing 1 to 5 of 5 records

Dealer Registration Renewal

DEALER CERTIFICATE NUMBER	ISSUING DATE	EXPIRY DATE	STATUS
No records			

0 records

Equipment Registration

APPLICATION STATUS	NUMBER OF APPLICATIONS
Applications Require Additional Information	1 (Click to View Details)
Cancelled	3 (Click to View Details)
Rejected	2 (Click to View Details)
Total	6 (Click to View Details)